
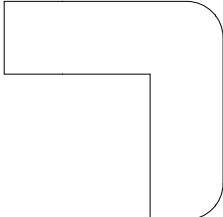
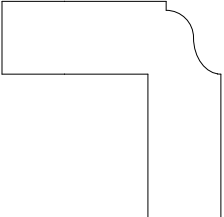
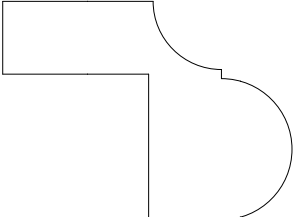
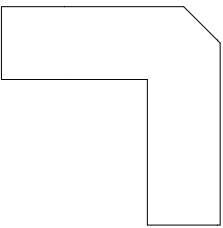
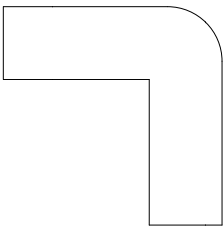
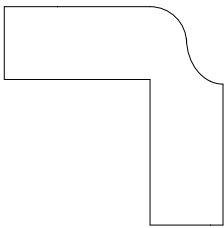
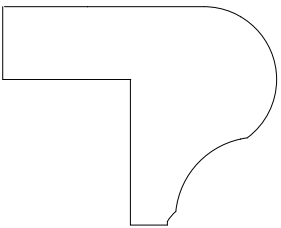
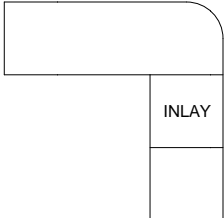
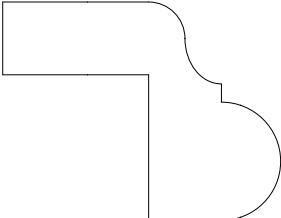
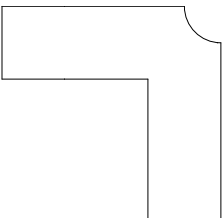
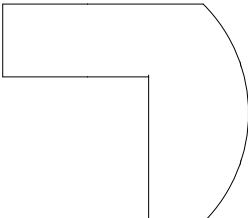
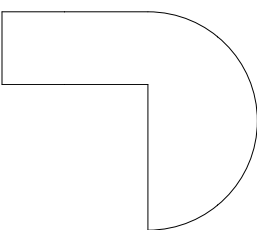




# 2009 Solid Surface Edge Detail Selections

Group A	Group B	Group C	Group D
<p><b>S1</b></p>  <p>1-1/2", 1/8" Eased Edge</p>	<p><b>S2</b></p>  <p>1-1/2", 1/4" Top &amp; Bottom</p>	<p><b>S5</b></p>  <p>1-1/2" Small Roman Ogee</p>	<p><b>P1</b></p>  <p>1/2" Cove w/ 1" Bullnose</p>
<p><b>S3</b></p>  <p>1/4" Bevel Top</p>	<p><b>S4A</b></p>  <p>1-1/2", 3/8" Radius</p>	<p><b>S6</b></p>  <p>1-1/2" Large Ogee</p>	<p><b>P3</b></p>  <p>Sculpted Bullnose</p>
		<p><b>S7</b></p>  <p>INLAY</p> <p>1-1/2" Corian Inlay</p>	<p><b>P5</b></p>  <p>Remick</p>
		<p><b>S8</b></p>  <p>1-1/2" Cove</p>	<p><b>P6</b></p>  <p>Pencil</p>
		<p><b>P4</b></p>  <p>1-1/2" Bullnose</p>	