



Custom Countertop Bid Worksheet

Complete Steps 1 - 14 and fax or email to receive your custom countertop bid. If you have any questions or need assistance, please call us at (800) 660-4167 and ask for sales support. We are available to answer questions and walk you through the worksheet.

Fax: 888-746-5355 or Email: salesupport@duracite.com

1. Billing Information:

Name:
Address:
City, State, Zip:
Phone :
Fax or Email:

2. Job Site Information:

Name:
Address:
City, State, Zip:
Phone :

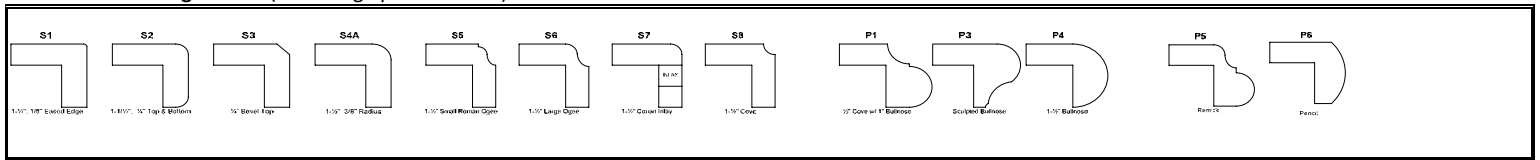
3. Project Information:

Kitchen Project:	<input type="checkbox"/> Countertops	<input type="checkbox"/> Island	<input type="checkbox"/> Eating Bar	<input type="checkbox"/> Desk
Bath Project:	<input type="checkbox"/> vanity	<input type="checkbox"/> Shower Surround	<input type="checkbox"/> Tub Surround	<input type="checkbox"/> Tub Deck

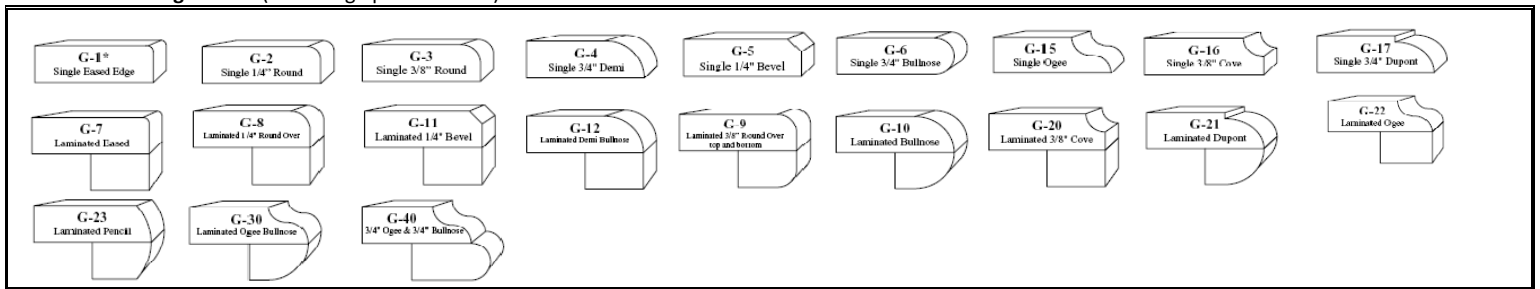
4. Material:

Solid Surface:	<input type="checkbox"/> Corian (Continue with step 5)	<input type="checkbox"/> Other: _____		
Natural / Engineered Stone:	<input type="checkbox"/> Granite 2 CM (skip to step 6)	<input type="checkbox"/> Granite 3 CM (skip to step 6)	<input type="checkbox"/> Zodiaq 2 CM (skip to step 6)	<input type="checkbox"/> Zodiaq 3 CM (skip to step 6)
	<input type="checkbox"/> CaesarStone 2 CM (skip to step 7)	<input type="checkbox"/> CaesarStone 3 CM (skip to step 7)	<input type="checkbox"/> Silestone 3 CM (skip to step 7)	Other: _____

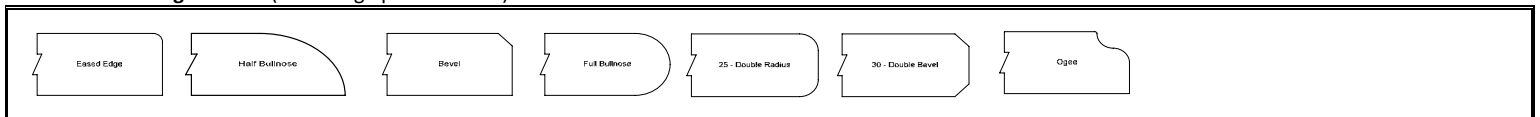
5. Solid Surface Edge Detail (circle edge profile below)



6. 2 CM. Stone Edge Detail (circle edge profile below)



7. 3 CM. Stone Edge Details (circle edge profile below)



8. Color:

Choose Color Selection: _____



Custom Countertop Bid Worksheet

9. Backsplash

<input type="checkbox"/> Standard Backsplash <small>(Silicone Seam at Countertop Joint)</small>	<input type="checkbox"/> *Coved Backsplash <small>(No seam at countertop joint) *Only available on Solid Surface</small>	<input type="checkbox"/> No Backsplash	Height of Backsplash: _____
--	---	--	-----------------------------

10. Sink Type

<input type="checkbox"/> Drop-In Top Mount <small>(Customer Supplied)</small>	<input type="checkbox"/> Undermount <small>(Customer Supplied)</small>	<input type="checkbox"/> Undermount Eclipse Stainless <small>(supplied by Duracite, see website)</small>	<input type="checkbox"/> Corian Seamless Integrated: <small>Note Model & Color: _____</small>
--	---	---	--

11. Cooktop or Range

<input type="checkbox"/> Freestanding Range <small>(no counter or splash behind)</small>	<input type="checkbox"/> Slide-in <small>(counter and splash behind)</small>	<input type="checkbox"/> Cooktop <small>(drop in)</small>	<input type="checkbox"/> None
---	---	--	-------------------------------

12. Countertop Removal

Would you like Duracite to remove your existing countertops?

<input type="checkbox"/> Yes, Tile	<input type="checkbox"/> Yes, Laminate	<input type="checkbox"/> Yes, Other: _____	<input type="checkbox"/> No	<input type="checkbox"/> Does Not Apply <small>(new cabinets)</small>
------------------------------------	--	--	-----------------------------	--

13. Plumbing

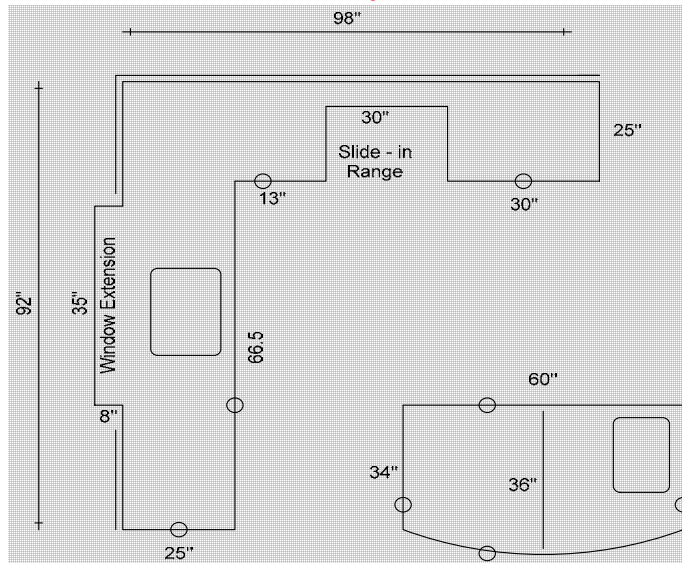
Would you like Duracite to do your plumbing?

<input type="checkbox"/> Yes	<input type="checkbox"/> No
------------------------------	-----------------------------

14. Sketch the Layout of your Countertops

Show backsplash location. (double line denotes backsplash)
 Show which edges need to have a decorative profile. (mark edges with circle)
 Show approximate location of appliance and sinks.
 Include perimeter dimensions.
 Give overall dimensions of countertops on islands and peninsulas.
 If you have a cabinet plan please include.

Example





Custom Countertop *Bid Worksheet*

14. Sketch the Layout of your Countertops

- Show backsplash location. (double line denotes backsplash)
- Show which edges need to have a decorative profile. (mark edges with circle)
- Show approximate location of appliance and sinks.
- Include perimeter dimensions.
- Give overall dimensions of countertops on islands and peninsulas.
- If you have a cabinet plan please include.

A large, empty rectangular area with a light gray background and a thin black border, intended for the user to sketch the countertop layout. The area is currently blank.