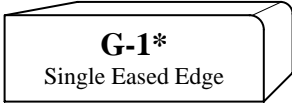
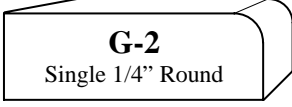
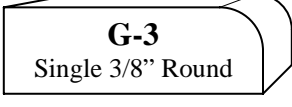
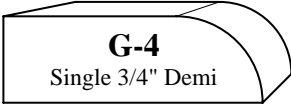
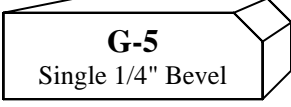
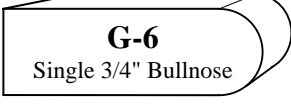
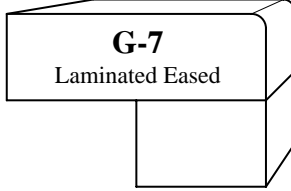
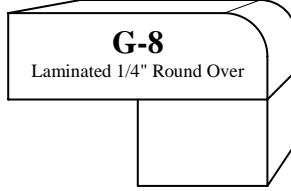
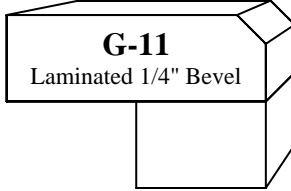
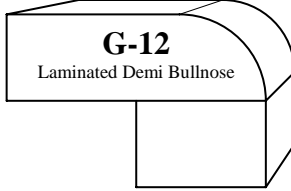
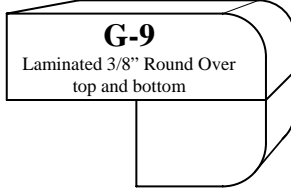
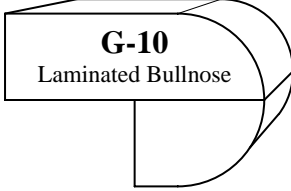
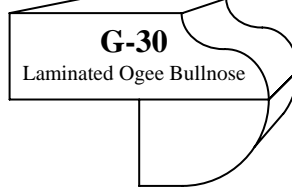
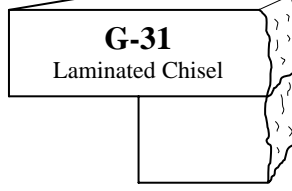



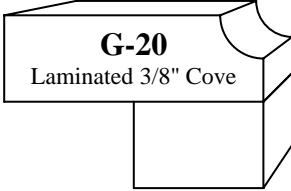
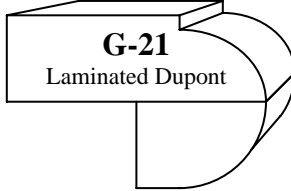
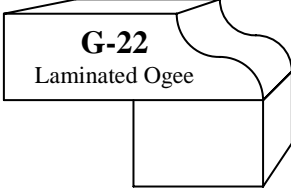
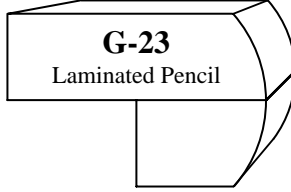
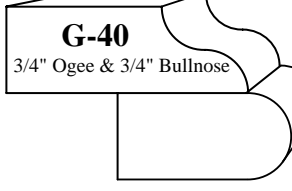
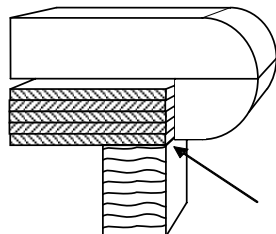




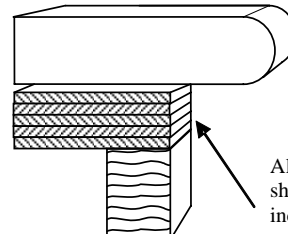
# 2009 Natural Stone Edge Detail Selections (2cm)

<p>Group 1</p>  <p><b>G-1*</b> Single Eased Edge</p>  <p><b>G-2</b> Single 1/4" Round</p>  <p><b>G-3</b> Single 3/8" Round</p> <p>*G-1 is the standard edge for all undermount cutouts and splash.</p>	<p>Group 2</p>  <p><b>G-4</b> Single 3/4" Demi</p>  <p><b>G-5</b> Single 1/4" Bevel</p>  <p><b>G-6</b> Single 3/4" Bullnose</p>	<p>Group 3</p>  <p><b>G-7</b> Laminated Eased</p>  <p><b>G-8</b> Laminated 1/4" Round Over</p>  <p><b>G-11</b> Laminated 1/4" Bevel</p>  <p><b>G-12</b> Laminated Demi Bullnose</p>	
<p>Group 4</p>  <p><b>G-9</b> Laminated 3/8" Round Over top and bottom</p>  <p><b>G-10</b> Laminated Bullnose</p>		<p>Group 7</p>  <p><b>G-30</b> Laminated Ogee Bullnose</p>  <p><b>G-31</b> Laminated Chisel</p>	
<p>Group 5</p>  <p><b>G-15</b> Single Ogee</p>  <p><b>G-16</b> Single 3/8" Cove</p>  <p><b>G-17</b> Single 3/4" Dupont</p>	<p>Group 6</p>  <p><b>G-20</b> Laminated 3/8" Cove</p>  <p><b>G-21</b> Laminated Dupont</p>  <p><b>G-22</b> Laminated Ogee</p>  <p><b>G-23</b> Laminated Pencil</p>		
<p>Group 8</p>  <p><b>G-40</b> 3/4" Ogee &amp; 3/4" Bullnose</p>			

Example: Please be aware that you may see plywood exposed after installation.



Some plywood might show with laminated edge if cabinets are not level



All plywood will show with 3/4 inch edge